



New Family Orientation

KIM WOODRING

TOOLE COUNTY EXTENSION

Icebreaker

- ▶ Why did you join 4-H?
- ▶ What are you nervous about this year?



Outline

- ▶ Member Requirements
- ▶ Record books and project books
- ▶ 4-H Opportunities
- ▶ Parent Roles and Responsibilities

Welcome to 4-H!



- ▶ What is 4-H?
 - ▶ Largest youth development organization outside of school in Montana
 - ▶ 25,000 youth enrolled!
 - ▶ For youth ages 8 to 19
 - ▶ Motto:
 - ▶ To Make the Best Better

4-H: A team effort

- ▶ Montana State University Extension / Montana 4-H Center
 - ▶ MSU Extension – Toole County
 - ▶ Kim Woodring – Toole County Extension Agent
 - ▶ Jackie Stratton – Toole County Administrative Assistant
 - ▶ Toole County 4-H Council, Marias Fair committees
 - ▶ Club leaders, Project leaders
 - ▶ Parent volunteers, youth



How to Be Successful in 4-H

- ▶ Show up!
 - ▶ Meetings, workshops, etc.
- ▶ Ask questions
 - ▶ Club leader, other members and 4-H families, extension office
- ▶ Stay informed
 - ▶ Monthly newsletter – e-mailed/mailed, website
 - ▶ Website – toole.msuextension.org
 - ▶ Facebook – MSU Toole County Extension Office, club groups

What is a Record Book?

- ▶ My 4-H Year, Non-Animal Project Journals, Animal Project Journals
- ▶ Record books must be up to date by July 1 for members to compete at the Marias Fair
- ▶ Shooting sports record books must be up to date to register for Marias Fair tournaments
- ▶ Can be:
 - ▶ Handwritten on paper forms
 - ▶ Typed on computer and printed



Updating Record Books


- ▶ 15 minutes each month
- ▶ Keep a family calendar



What should record books include?


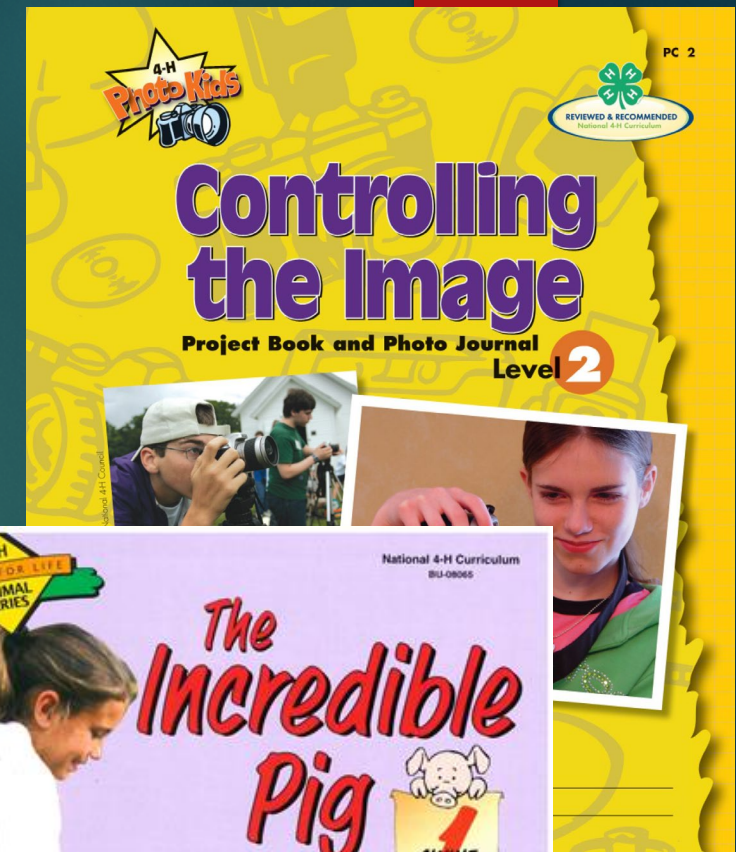
Assemble:

- ▶ My 4-H Year
 - ▶ Non – Animal project journals
 - ▶ Animal project journals
 - ▶ Project books
-
- ▶ Do not include:
 - ▶ Ribbons
 - ▶ Feed receipts
 - ▶ Newsletters
 - ▶ Interview sheets



What is a Project Book?

- ▶ Activities to help members learn about specific project
- ▶ Requirements
 - ▶ Complete 7 activities in each project book each year
 - ▶ Complete 5 lessons and 2 learning experiences OR 7 activities by July 1 to attend fair
- ▶ Record in front of book when activities were completed with the date



You helped with the 4-H Soup and Bread luncheon as a community service project. Where do you record?

- ▶ My 4-H Year – Journal of Activities, Events, and Experiences
- ▶ Poultry journal
- ▶ My 4-H Year – Promotional Presentations
- ▶ Archery journal

You competed at the Marias Fair Archery tournament and received a purple ribbon on your interview and blue ribbon for your archery skills. Where do you record this in your record book?

- ▶ A - My 4-H Year – Journal of Activities, Events, and Experiences
- ▶ B - Archery Non-Animal Project Journal
- ▶ C - My 4-H Year – Awards and Honors
- ▶ D - Rifle Non-Animal Project Journal

Which of these should you NOT record in your swine animal journal?

- ▶ Picking out your pig
- ▶ Attending Livestock Quality Assurance training
- ▶ A club meeting
- ▶ Attending a swine showmanship clinic

What is an example of an expense you might have for the following projects?

- ▶ Air Rifle
- ▶ Cake Decorating
- ▶ Poultry
- ▶ Archery
- ▶ Swine

Where in the record book would these goals go?

- ▶ Attend at least 75% of my club meetings
- ▶ Learn the parts of a pig by March 1, 2022
- ▶ Learn the parts of the bow and arrow by January 1, 2022
- ▶ Attend 4-H camp
- ▶ Exhibit at least five cooking items at the Marias Fair
- ▶ Participate in a community service project with my club

My 4-H Year

Swine Animal
Journal

Cooking
Non – Animal
Journal

Archery
Non-Animal Journal

Opportunities

▶ Travel

- ▶ Ages 8 – 7th grade
 - ▶ 4-H camp – June 10 – 12
- ▶ Ages 13+
 - ▶ Citizenship Seminar
 - ▶ Rec Lab
 - ▶ 4-H Congress – July

▶ Ambassadors

▶ Chicken Club

▶ Exchange Programs (IPYA, DC, etc)

▶ Scholarships

- ▶ Toole County 4-H Council
- ▶ Bret Wanken Memorial Fund



Animal Projects



Livestock

- ▶ Check out the rules for Horse and Livestock
 - ▶ <http://mariasfair.msuextension.org/>
- ▶ Livestock quality assurance training required every other year
- ▶ Plan for a spare
- ▶ Each member may sell one steer or two small animals (hog and lamb, lamb and goat, or hog and goat)

	Weigh – In Deadline	Minimum Weight at fair	Maximum Weight at fair
Beef	Early Dec.	1,100	1,500
Swine	Early April	220	300
Sheep	Early May	100	145
Goats	Early May	70	110

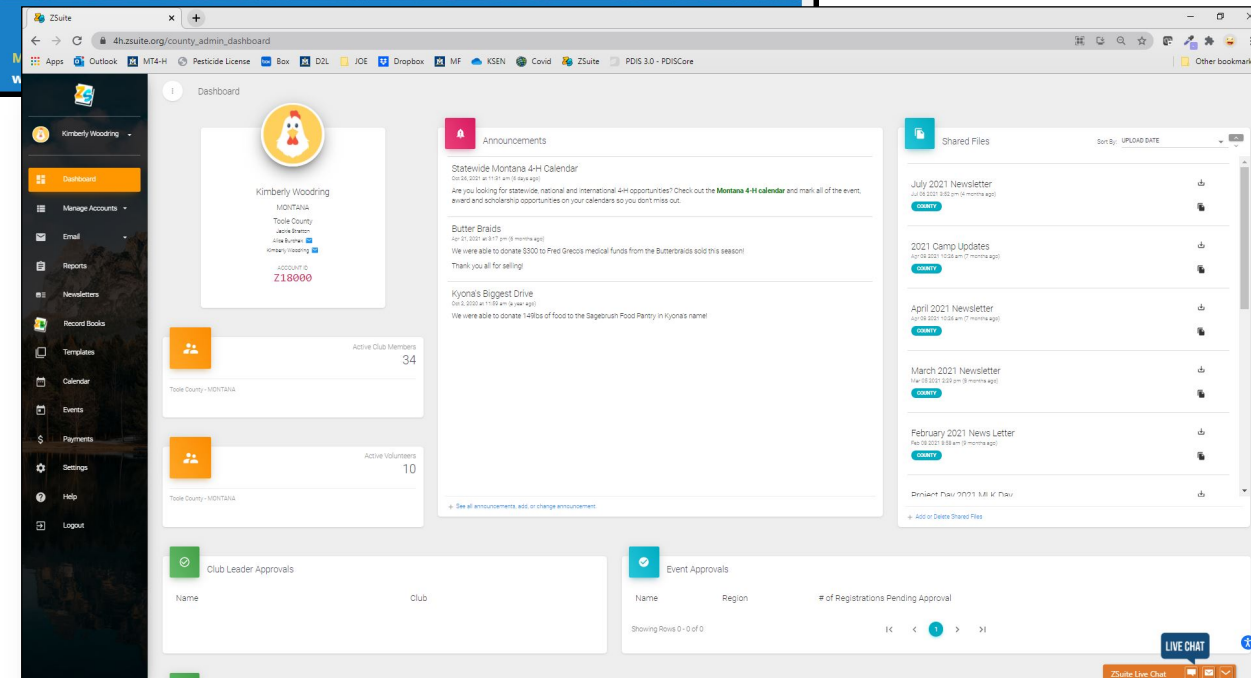
Trivia

- ▶ What is the 4-H motto?
 - ▶ A - Learn by Doing
 - ▶ B – Have Fun
 - ▶ C – Work Together to Serve Others
 - ▶ D – Make the Best Better



Resources available

- ▶ Montana 4-H Website – www.montana4h.org
- ▶ Z-Suite – www.zsuite.4h.org
- ▶ Toole County 4-H Council / Extension Office
 - ▶ Project Materials
 - ▶ Cake Decorating
 - ▶ Robotics Kits
 - ▶ Swine, Beef, Poultry, Plant ID kits
 - ▶ Record book pages



4-H Age Divisions

- ▶ All ages as of October 1 of current 4-H year
- ▶ Pre Junior
 - ▶ 8 to 10 years old
- ▶ Junior
 - ▶ 11 to 13 years old
- ▶ Senior
 - ▶ 14 years and older
- ▶ Shooting Sports Competitions
 - ▶ 9 – 10, 11 – 12, 13 – 14, 15 – 19



Marias Fair Fun Time!

- ▶ July 20 – 24, 2022
- ▶ Fair packets available in May
- ▶ Start now
 - ▶ List of exhibits available at <http://mariasfair.msuextension.org/>
 - ▶ '2021 Marias Fair Book'
 - ▶ Premium points



CLASS 128 Any unlike item (up to 3 entries allowed)

LEVEL 3

- CLASS 130 Educational display
 CLASS 131 Cake decorating notebook with pictures of cakes, learning and record of expenses
 CLASS 132 Frosted, assembled and decorated stacked-tiered cake for a wedding (on either cake or foam)
 CLASS 133 Example (diagram or photograph) of how to disassemble and cut a stacked or tiered cake
 CLASS 134 Baked, level, stacked cake featuring at least four skills from level three
 CLASS 135 An exhibit (on either cake or foam) that features side decorating or drop string work, flowers, figure piping, deep color effects, painting
 CLASS 136 An exhibit (on either cake or foam) that features at least three borders and side decorations and at least three of nail flowers
 CLASS 137 An exhibit (on either cake or foam) combining borders, flowers, special effects, lettering
 CLASS 138 An exhibit (on either cake or foam) that features any combination of Austrian lace, chocolate molding flowers or leaves, cooked or rolled fondant, gum paste, marzipan, pulled sugars or wires with assorted decorations attached
 CLASS 139 Foam form featuring any combination of level three cake decorating skills
 CLASS 140 Any unlike item (up to 3 entries allowed)

CAKE DECORATING INDEPENDENT STUDY DIVISION

- CLASS 141 Educational display
 CLASS 142 Any unlike item (up to 3 entries allowed)

LEVEL 4: THE ENVIRONMENTAL TOUCH (p. 74-93)

- CLASS 106 Item from Level 4
 CLASS 107 Any items that meet project requirements (up to 3 entries allowed)

PHOTOGRAPHY DEPARTMENT

Best of Show Trophy and Best of Class Rosette

- 1) Entries in #101 through #112 must be mounted (with or without captions) on firm cardboard or foam board without matting or framing and uncut. Must leave a one inch margin around the outside of the photos.
- 2) Photos with special treatments (frames, matting, customized processing) can be entered in #113.
- 3) Emphasis of judging will be picture quality in relation to Lot.
- 4) Special equipment needed to show exhibit is the responsibility of the exhibitor. Consider how the exhibit will be shown during the Fair.
- 5) For tips on exhibiting photos, see pages in the back of your photography project manual.

PHOTOGRAPHY DIVISION

Project Interview (required)

LEVEL 1

- CLASS 100 Educational display
 CLASS 101 Photo Shoot for a Day. *Set camera on tripod, post, etc., taking the same photo at 8 am, 10 am, noon, 4 pm, 6 pm, and 8 pm*
 CLASS 102 Three photos with shadows
 CLASS 103 One photo each, of front light, back light, side light and top light
 CLASS 104 Three photos using flash to take out the shadows
 CLASS 105 Two photos of the same subject – one vertical (portrait) and one horizontal (landscape) with no adjustments to photo
 CLASS 106 Three photos showing the Rule of Thirds

8

CLASS 107 One photo each of the main subject in the foreground, middle ground and background

CLASS 101 Long, 5 minute movie, video or DVD on any subject